

© 2020 Cherub Technology-All rights reserved. No part of this publication may be reproduced in any form without prior written permission of Cherub Technology.



**B-2 PLUS**

**2.4GHz Wireless System**  
for Guitar

**NUX**

## WARNING

To reduce the risk of fire or electric shock, do not expose this appliance to rain or moisture.

## CAUTION

This device complies with part 15 of the FCC Rules. Operation is subject to the following two conditions: (1) this device may not cause harmful interference, and (2) this device must accept any interference received, including interference that may cause undesired operation. Any changes or modifications not expressly approved by the party responsible for compliance could void the user's authority to operate the equipment.

**NOTE:** This equipment has been tested and found to comply with the limits for a Class B digital device, pursuant to Part 15 of the FCC Rules. These limits are designed to provide reasonable protection against harmful interference in a residential installation. This equipment generates, uses and can radiate radio frequency energy and, if not installed and used in accordance with the instructions, may cause harmful interference to radio communications. However, there is no guarantee that interference will not occur in a particular installation.

If this equipment does cause harmful interference to radio or television reception, which can be determined by turning the equipment off and on, the user is encouraged to try to correct the interference by one or more of the following measures:

- Reorient or relocate the receiving antenna.
- Increase the separation between the equipment and receiver.
- Connect the equipment into an outlet on a circuit different from that to which the receiver is connected.
- Consult the dealer or an experienced radio/TV technician for help.

To maintain compliance with FCC's RF Exposure guidelines, this equipment should be installed and operated with minimum distance of 20cm between the radiator and your body. Use only the supplied antenna.



The lightning symbol within a triangle means, "Electrical caution!" It indicates the presence of information about operating voltage and potential risks of electrical shock.



The exclamation point within a triangle means, "Caution!" Please read the information next to all caution signs.

## System Overview

The NUX B-2 PLUS is a pocket-size 2.4GHz guitar wireless system that offers guitar players an easy solution to go wireless. Step on the latest NUX wireless transmission algorithm, B-2 PLUS secures a better connection in a noisy RF environment. With the newly-added auto-off function, you'll never have to worry about leaving the system on and draining out the batteries.

### Features

- 32bit/ 44.1kHz Hi-Res sound quality
- Super Low Latency: < 5ms
- Operation Range: Up to 15 meters / 60 feet line-of-sight (environment-dependent)
- Operating Band: 2.4GHz ISM Worldwide
- 4 Channels
- Up to 7 hrs Working Time

NUX offers various of 2.4GHz wireless systems; you can use up to 6 systems simultaneously in one space. Please avoid using other wireless systems together with NUX ones, or there may be noise or interference issues.

## How to Operate

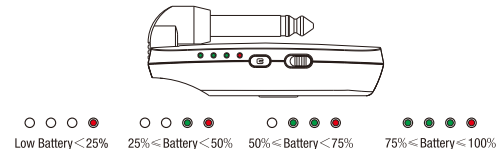
Since the B-2 PLUS is a 2.4GHz wireless system, please avoid placing the transmitter and the receiver next to other RF transmitting equipment. We recommend that you use the B-2 PLUS at least 3 meters (10 feet) away from RF transmitters like Wi-Fi routers.

**Notice:** If the environment is full of RF transmitters, sometimes B-2 PLUS will meet interference.

### Getting Started

#### 1. Charge the batteries of the transmitter and the receiver.

When the device is “OFF” and charging, it will show battery status as below:




## How to Operate

---

### 2.Plug the transmitter into a guitar.

The transmitter will remember the channel used last time and enter transmitting status.  
The channel LED indicator is “ON” while transmitting.

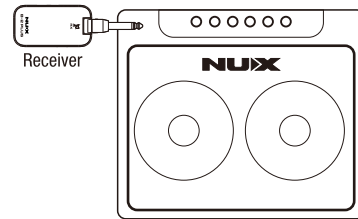


## How to Operate

---

### 3.Plug the receiver into an amplifier or EFX unit.

The receiver will remember the channel used last time and enter receiving status. The channel LED indicator is “ON” while receiving stably, and the LED indicator will flash if the signal is too weak.



## How to Operate

### 4. Set up the transmitter and the receiver in the same channel.

Press the channel button and choose channel number. The LED indicator will show channel status, please make sure transmitter channel matches receiver channel.

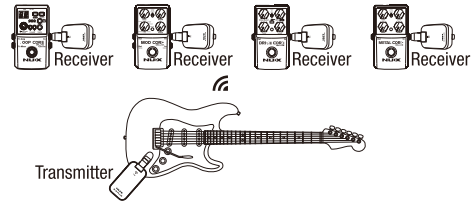
**Note:** The transmitter and the receiver will remember the channel used last time.

**Note:** When you turn on the transmitter or the receiver, it will show current battery status for 1.5 seconds.

## How to Operate

### What's More

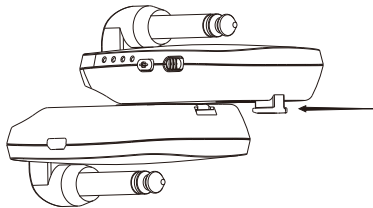
1. The B-2 PLUS transmitter can send the signal to several B-2 PLUS receivers simultaneously. For example, you could connect to 2 amplifiers to create stereo sound.



## How to Operate

---

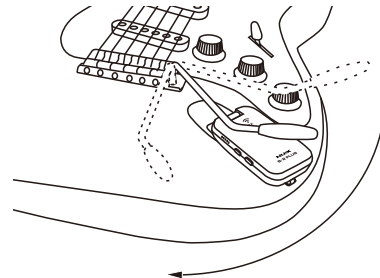
2. The B-2 PLUS wireless system has a user-friendly tongue-and-groove buckle design; it's compact and easy to put into your guitar bag or pedalboard bag.



## How to Operate

---


3. The B-2 PLUS is compatible with most guitar body types, including Stratocasters\* with whammy bars.  
\*Stratocaster is a trademark of Fender.



## How to Operate

### Charging Operation

You can charge the wireless units directly by using the micro-B USB Y-cable (included):



#### NOTE:

B-2 PLUS uses Li-polymer battery, before using the product, please charge the battery first. When not using for a long period, charge or activate it every 3 months.

## Specifications

- Operating Frequency Band: 2.4 GHz ISM
- Transmission Power: <10 mW EIRP
- 32bit 44.1kHz
- Latency: <5ms
- Operation Range: Up to 15 meters / 60 feet line-of-sight (environment-dependent)
- Frequency response: 20Hz – 20kHz
- THD+ Noise < 0.05% @1kHz
- TX/RX Battery Capacity: 750mAh / 3.7V
- TX/RX Battery Run Time: 7hrs
- Dimensions: 73mm(L) x 40mm(W) x 55mm(H)
- Weight: 57g each

\*Specifications and appearance subject to change without notice.

## What's in the box

- B-2 PLUS Transmitter
- B-2 PLUS Receiver
- USB-A to 2 Micro-USB cable
- Quick Start Manual