

**NUX**  
Verdugo Series

**Owner's Manual**  
使用手册

**MASAMUNE**

— booster & kompressor —

“正宗” 激励与压缩双踩钉效果器

**NBK-5**

#### Copyright

Copyright 2017 Cherub Technology Co. All rights reserved. NUX and Masamune Booster & Kompressor are trademarks of Cherub Technology Co. Other product names modeled in this product are trademarks of their respective companies that do not endorse and are not associated or affiliated with Cherub Technology Co.

#### Accuracy

Whilst every effort has been made to ensure the accuracy and content of this manual, Cherub Technology Co. makes no representations or warranties regarding the contents.

### WARNING!-IMPORTANT SAFETY INSTRUCTIONS BEFORE CONNECTING, READ INSTRUCTIONS

**WARNING:** To reduce the risk of fire or electric shock, do not expose this appliance to rain or moisture.

**CAUTION:** To reduce the risk of fire or electric shock, do not remove screws. No user-serviceable parts inside. Refer servicing to qualified service personnel.

**CAUTION:** This equipment has been tested and found to comply with the limits for a Class B digital device pursuant to Part 15 of FCC Rules. Operation is subject to the following two conditions: (1) This device may not cause harmful interference, and (2) this device must accept any interference received, including interference that may cause undesired operation.



The lightning symbol within a triangle means "electrical caution!" It indicates the presence of information about operating voltage and potential risks of electrical shock.



The exclamation point within a triangle means "caution!" Please read the information next to all caution signs.

1. Use only the supplied power supply or power cord. If you are not sure of the type of power available, consult your dealer.
2. Do not place near heat sources, such as radiators, heat registers, or appliances which produce heat.
3. Guard against objects or liquids entering the enclosure.
4. Do not attempt to service this product yourself, as opening or removing covers may expose you to dangerous voltage points or other risks. Refer all servicing to qualified service personnel.
5. Refer all servicing to qualified service personnel. Servicing is required when the apparatus has been damaged in any way, such as when the power supply cord or plug is damaged, liquid has been spilled or objects have fallen into the apparatus, the apparatus has been exposed to rain or moisture, does not operate normally or has been dropped.
6. The power supply cord should be unplugged when the unit is to be unused for long periods of time.
7. Protect the power cord from being walked on or pinched particularly at plugs, convenience receptacles and at the point where they exit from the apparatus.
8. Prolonged listening at high volume levels may cause irreparable hearing loss and/or damage. Always be sure to practice "safe listening".

*Follow all instructions and heed all warnings*  
**KEEP THESE INSTRUCTIONS!**

## Overview

Booster and Compression pedals are the gigging guitarist's secret weapon. Both pedals are now available in one convenient metal housing, and it comes with selectable signal routing. The Boost Section comes with Boost Level, Drive and Hi-Cut controls. The Compressor Section comes with Komp Level, Sustain, Blend, and Clip controls.

NUX Masamune is a sound-crafter pedal. It forges your dry-signal, enhancing your sound before sending your signal to your amp, and/or any effects unit. The Booster adds beneficial color to your signal, and, if necessary, after you adjust the boost & drive levels, you can cut high frequencies on your Input signal with the Hi-Cut Toggle Switch.

Masamune's Kompressor does a remarkable job managing and enhancing your signal: Komp Level knob adjusts the final Output level for the Compressor, perfectly balancing your Input and Output signals. Sustain knob adjusts the compression ratio, and increases sustain. Higher sustain levels will squash your signal harder when you hit the strings and creates a longer, richer sustain. Blend knob adjusts the compressor transparency from 50% to 100%, so you can dial-in the exact amount of compressed dry-signal blend you want.

Clip Toggle allows you to choose the clipping range of your Input signal. The Toggle-UP position will squeeze the signal for voluminous sound, and Toggle-DOWN will open up more space on your clipping range.


NUX Masamune Booster & Kompressor has inside routing with 3 Functions: 1\_Use both effects in parallel connection. 2\_Choose which effect you want to come first on your signal chain. 3\_Toggle-UP the MUTEX to engage only one effect at a time. (Please refer to Routing Guide shown below)

NUX Masamune has an external foot-switch jack Input. You can add Masamune into your pedal chain, and/or you can operate the pedal by using your MIDI controller.

## Features

- Kompressor with 2 clipping modes
- Komp level
- Sustain
- Blend
- Booster with hi-cut toggle switch
- Drive
- Inside routing
- External switch output

# Control Panel



## BOOST LEVEL knob



Adjusts the amount of boost when the boost circuit is activated.

## COMPRESSOR LEVEL knob



Sets the final compressor Output level. Allows you to balance the signal difference between Input and Output, or you can increase / decrease output level depending upon your essential needs.

## DRIVE (BOOST) knob



Adjusts the amount of drive level on boosted signal. Adds more tube-like warm feelings on higher parameters.

# Control Panel

## BLEND knob



The blend circuit lets you dial in how much compressed signal you want blended with the dry input. Blend knob adjusts the compressor transparency between %50 and %100.

## SUSTAIN knob



Sustain knob sets the amount of compression and help you to achieve more sustain on your clean signal.

## HI-CUT switch



Toggles between flat or high-cut frequencies. Masamune has a very sensitive hi-cut toggle which cleans the unwanted high frequencies / makes the trebles cleaner.

# Control Panel

## CLIP toggle switch



Clips the input so you can adjust the signal before it gets to the compressor. Toggle-DOWN for soft clip and toggle-UP for a more “twangy” sound.

## Compressor footswitch




Engages / disengages the compressor.

## Booster footswitch



Engages / disengages the boost.

# I/O Jacks



## Main Input



6.35mm mono jack input.

## Routing switch



You can use the Booster and Kompressor at the same time or you can put one of them first in signal chain.

## Mono Output



## External switch input



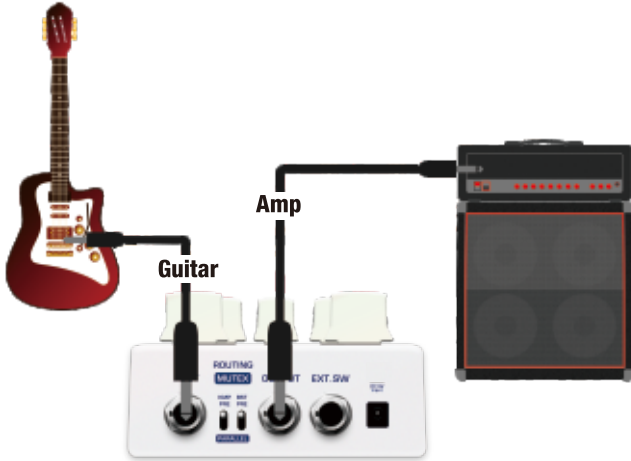
Allows you to control the pedal remotely. You can use with NUX NMP-2 footswitch or any compatible external footswitch with TRS connection (optional).

## Power Input



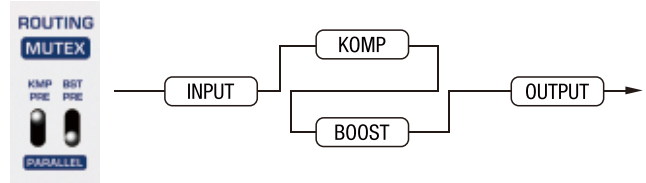
9v

## Connection Methods

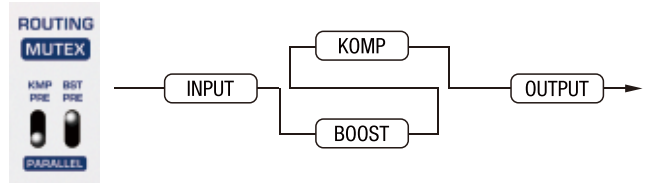


## Inside Routing

### Kompressor first

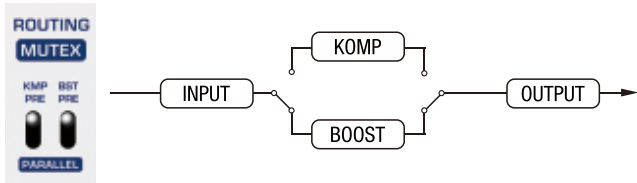


### Booster first

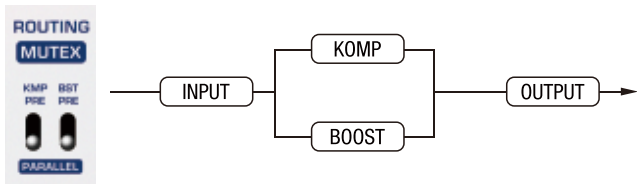


## Inside Routing

**MUTEX:** You can engage only one effect at a time. When you engage Booster, Kompressor will be bypassed and vice versa.



**Parallel:** Booster and compressor are using parallel connection.



## Specifications

- Signal Type: Pure Analog
- Frequency Response: 20Hz-20kHz $\pm$ 1dB
- THD+N: -100dBu(A- Weighting)
- Dynamic Range: +110dBu
- Input: +5dBu
- Output: +10dBu (THD+N $\leq$ 5%)
- Power: 9V DC (Negative tip, Optional ACD-006A)
- Current Draw: 20mA
- Dimensions: 105mm(L) x 115mm(W) x 57mm(H)
- Weight: 420g

Accessories: User manual, Warranty card

\*Specifications and features are subject to change without notice.



[www.nuxefx.com](http://www.nuxefx.com)

Made in China

## 产品简介

**请注意！重要安全说明。**  
在连接使用前，阅读以下说明。

**警告：**为减少火灾或触电的危险，请勿将本产品置于雨中或潮湿的地方。

**注意：**为避免火灾或触电等危险，请勿擅自拆卸本产品。维修本产品内部部件对于非专业人员来说较为困难，若有损坏请交给专业维修人员处理。

**注意：**本产品已经过测试，证明符合FCC规则第15部分的B级数字设备的限制规定。操作应符合以下两个条件：（1）本产品不会产生有害干扰。（2）本产品必须接受任何干扰，包括可能会导致非正常操作的干扰。

1. 建议使用NUX ACD-006A电源适配器（需另购），如需搭配其它品牌电源，请务必按照产品标识的规格搭配电源适配器。如果您不确定可用的电源类型，请咨询您的经销商。
2. 请勿放置在热源附近，如散热器、电热器，或其它产生高热量的设备。
3. 请勿让液体、灰尘及其它物体进入本产品。
4. 请勿尝试自行维修本产品。如需维修，请联系我司售后热线或交给专业的维修人员。
5. 当本产品遭遇电源线或插头损坏、不明物体进入、进水等情况时，请谨慎使用并主动联系售后维修。
6. 如果长时间不使用本产品，应拔掉电源线。
7. 避免踩踏电源线，避免过度绷紧电源线。
8. 人耳长时间接收高音音量声音可能会导致无法挽回的听力损害，请始终保持“安全聆听”。

请遵守所有的指示和注意所有警告并保留这些说明！

诸如激励和压缩类动态效果器都是吉他手演出时的秘密武器，“正宗”就是集激励、压缩效果于一身的双踩钉效果器且自带信号链切换功能。激励部分的可调节参数包括：“BOOST LEVEL”，“DRIVE”以及“HI-CUT”；压缩效果部分则包括：“KOMP LEVEL”，“SUSTAIN”，“BLEND”以及“CLIP”。

“正宗”内置的信号链切换功能让您能够在三种不同信号链之间切换：串联、并联（可改变顺序）以及互斥。（详见“信号链设置”）

此外，“正宗”支持用MIDI控制器来控制，可将“正宗”与MIDI控制器通过“EXT.SW”接口连接。

### 产品特点

- 集激励与压缩效果于一身。
- 信号链切换功能。
- 支持MIDI控制器。

## 控制面板



## 控制面板

### BOOST LEVEL 旋钮



调节激励效果的强弱。

### COMPRESSOR LEVEL 旋钮



调节压缩效果的强弱。您可以转动此旋钮来平衡输入输出信号或者根据需要调节输出信号强弱。

### DRIVE 旋钮



调节过载程度。在高位时产生温暖的电子管音色。

### BLEND 旋钮



调节压缩效果干湿比例，换句话说调节压缩效果的通透度。通透度的可调范围为：50%~100%。

### SUSTAIN 旋钮



调节压缩比例，增加延音效果。

### HI-CUT 拨档开关



去除多余高频，使高音更明亮。

### CLIP 拨档开关



在压缩电路之前对输入信号作调整，开关向下拨您能得到一个柔和的输入信号，开关向上拨您能得到一个用于蓝调的“twang”音色。



## 控制面板

### 激励效果踩钉



用于开启、关闭激励效果。


### 压缩效果踩钉



用于开启、关闭压缩效果。

## I/O接口

信号链拨档开关 外置踏板接口



6.35mm 输入接口  
(单声道)

输出接口

电源接口

### 输入接口



6.35mm输入接口。

### 信号链拨档开关



### 输出接口



6.35mm输出接口。

### 外置踏板接口



兼容MIDI控制器以及外置控制踏板的6.35mm接口。

### 电源接口



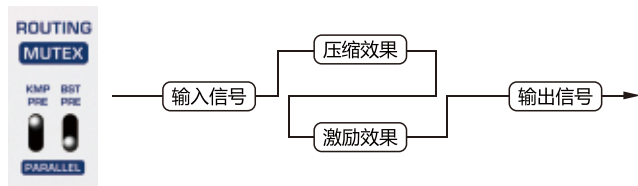
9V 内负外正。

## 连接图

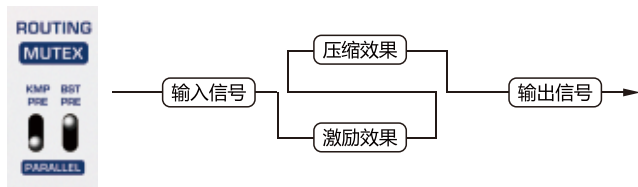


## 信号链切换

### 压缩效果在前

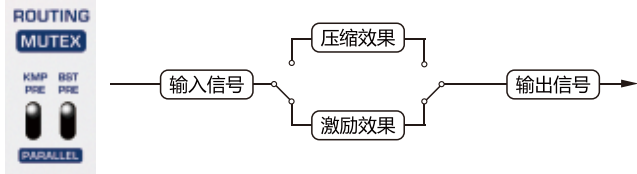


### 激励效果在前

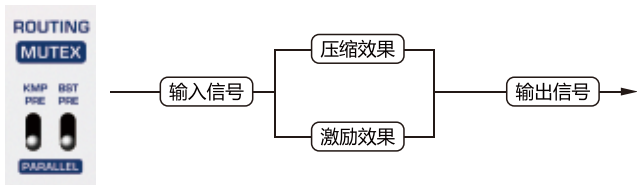


## 信号链切换

**互斥：**一次只能使用一种效果，当激励效果激活时压缩效果会暂时失效，反之亦然。



## 压缩效果与激励效果并联



- 信号类型： Pure Analog
- 信号响应范围： 20Hz-20kHz $\pm$ 1dB
- 噪声水平： -100dBu
- 动态范围： +110dBu
- 最大输入： +5dBu
- 最大输出： +10dBu(THD+N  $\leq$  5%)
- 供电电源： DC9V (选配电源适配器ACD-006A)
- 正常电流： 20mA内负外正
- 尺寸： 105mm(长) x 115mm(宽) x 57mm(高)
- 重量： 420g

随机附件：使用说明书、保修卡。

\*技术规格如有变更，恕不另行通知。

## 质量承诺

亲爱的 **NUXX** 用户：

在您使用 **NUXX** 产品时，请仔细参阅产品说明书，当您有疑问和困难时，请拨打售后服务热线：

400-990-9866

■ 一周内出现质量问题可退货退款      ■ 一年内出现质量问题可免费维修

■ 一月内出现质量问题可调换      ■ 终身享有咨询和维修服务

[ 请向销售商索取正规发票并予以保存 ]

## 换修政策

### 一、包换政策：

1、消费者通过正规授权渠道购买的产品，自购机之日起1个月之内，在正常使用情况下出现非人为的产品性能故障、且产品外观及包装保持完好，可向所购机的经销商换机。

2、消费者在换机时应出示由经销商开出的购机凭证，否则经销商可以不予更换。

### 二、保修政策：

1、消费者通过正规授权渠道购买的产品(以发票所示销售方为准)，自购买之日起1年内，若出现非人为损坏的性能故障，可享受免费维修服务。

2、对于超过1年或人为及不可抗力因素造成损坏的产品，我司可提供有偿维修服务。

\*本售后政策仅适用于中国大陆地区，其它国家及地区以当地售后政策及法律法规为准。

## 合格证

Certificate

检验员  
Inspector

名称 "正宗" 激励与压缩  
Name 双踩钉效果器

型号 NBK-5  
Type

生产日期  
Date

本产品经检验合格  
This product is inspected and approved.

执行标准: Q/WKDZ 001-2020  
Product is certified with Q/WKDZ 001-2020

## 有关产品中所含有害物质的说明

为了控制和减少电器电子产品废弃后对环境造成的污染，本资料就本公司产品中所含的特定有害物质及其安全性予以说明。本资料适用于2016年7月1号以后本公司所制造的产品。

### 环保使用期限



此标志适用于在中国国内销售的电子信息产品，表示环保使用期限的年数。所谓环保使用期限是指在制造日期的规定期限内，产品中所含的有害物质不致引起环境污染，不会对人身、财产造成严重的不良影响。环保使用期限仅在遵照产品使用说明，正确使用产品的条件下才有效。不当的使用，将会导致有害物质泄漏的危险。

### 产品中有害物质的名称及含量

部件名称	有害物质					
	铅(Pb)	汞(Hg)	镉(Cd)	六价铬(Cr(VI))	多溴联苯(PBB)	多溴二苯醚(PBDE)
主体	塑胶件	○	○	○	○	○
	五金件	×	○	○	○	○
	硅胶件	○	○	○	○	○
	内置电路板	×	○	○	○	○
附件	*交流电源适配器、线缆					
	×	○	○	○	○	○

\*表示某些产品可能不含有这些项目，上表当中的信息仅在产品含有这些项目时适用。

本表格依据SJ/T 11364的规定编制。

○：表示该有害物质在该部件所有均质材料中的含量均在GB/T 26572规定的限量要求以下。

×：表示该有害物质至少在该部件的某一均质材料中的含量超出GB/T 26572规定的限量要求，因根据现有的技术水平，还没有什么物质能够代替它。

### 保护环境

如果需要废弃本产品，请遵循本地相关指引，请勿随意丢弃或作为生活垃圾处理，以避免对环境造成污染。

### 制造商

深圳市蔚科电子科技开发有限公司

### 制造商地址

深圳市南山区蛇口兴华路6号南海意库1号楼507

电话：0755-2686 9866

网址：www.nuxefx.com

### 生产商

珠海市蔚科科技开发有限公司

### 生产商地址

珠海市高新区唐家湾镇科技九路10号

电话：0756-3689866

### 售后服务地址

广东省珠海市高新区唐家湾镇科技九路10号

珠海市蔚科科技开发有限公司 售后服务部

邮编：519085